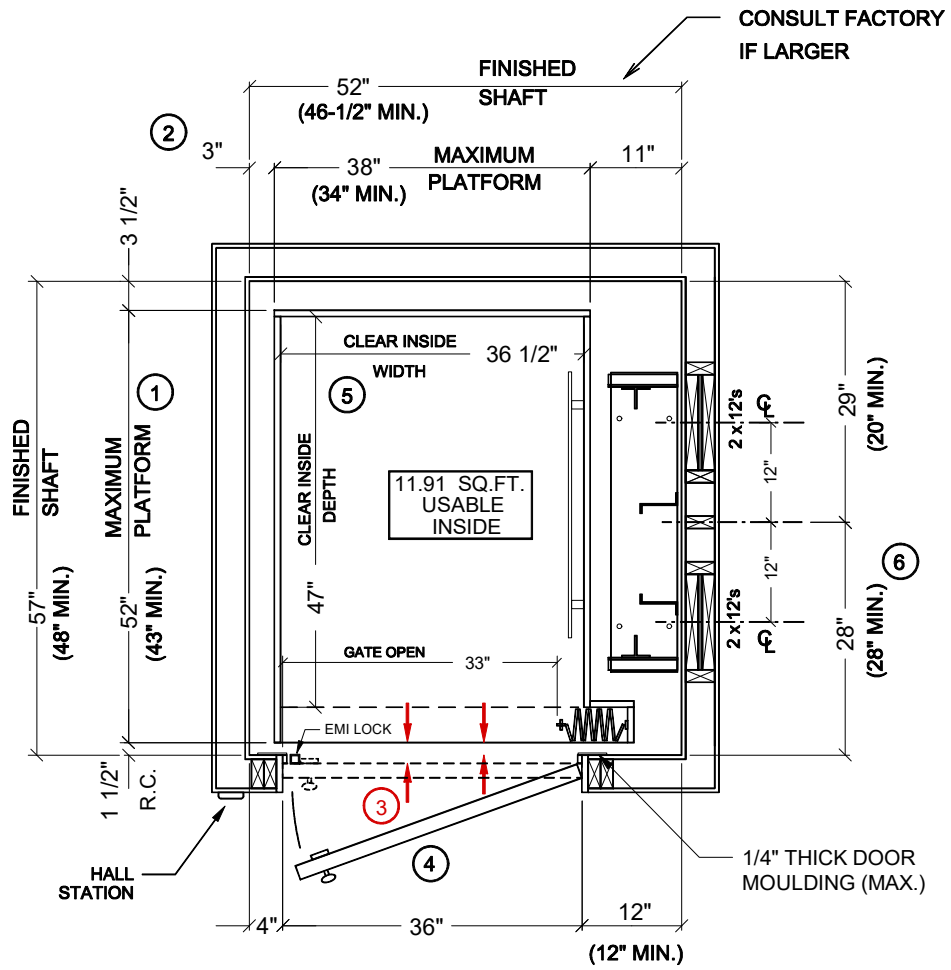

STANDARD HOISTWAY PLAN

NOTE: ALL DIMENSIONS ARE APPROXIMATE

NOTES:

1. IF PLATFORM SIZE IS REDUCED, THEN THE BLOCKING IS TO BE POSITIONED SUCH THAT IT IS CENTERED ON THE PLATFORM. (PLATFORM DEPTH / 2) + 2" = CENTERLINE OF RAIL BLOCKING OFF OF INSIDE FRONT WALL. (MIN. 28" DIMENSION)
2. CAR TO WALL (CTW) DIMENSION IS 3" MIN.
3. **HOISTWAY DOORS & FRAMES MUST BE INSTALLED TO COMPLY WITH THE AUTHORITY HAVING JURISDICTION REQUIREMENTS. THESE DIMENSIONS VARY. CONSULT YOUR RESIDENTIAL ELEVATORS SALES REPRESENTATIVE FOR DETAILS PRIOR TO CONSTRUCTION.**
4. HOISTWAY DOORS TO BE SOLID CORE (BY OTHERS.)
5. CLEAR CAB DIMENSIONS BASED ON A 3/4" FLAT WALL CAB DESIGN.
6. MIN. CLEARANCE TO ALLOW FOR MOTOR/ BRAKE/ GEARBOX

All Traction Elevators require an access panel for emergency lowering. Access panel size and location must be discussed with your Residential Elevators Sales Representative prior to construction.

THE INFORMATION CONTAINED HEREIN IS SOLELY OWNED BY RESIDENTIAL ELEVATORS ANY REPRODUCTION IN PART OR AS A WHOLE WITHOUT WRITTEN PERMISSION FROM RESIDENTIAL ELEVATORS IS STRICTLY PROHIBITED.

RESIDENTIAL ELEVATORS
Elevating Your Standard of Living
ResidentialElevators.com
800.832.2004

HOR HP1 A 15 60 x 60 — 950#, RH RAIL, IN-LINE OPENING, ACCORDION GATE, 15 SQ. FT. — LUXURY LIFT TRACTION (LLT)

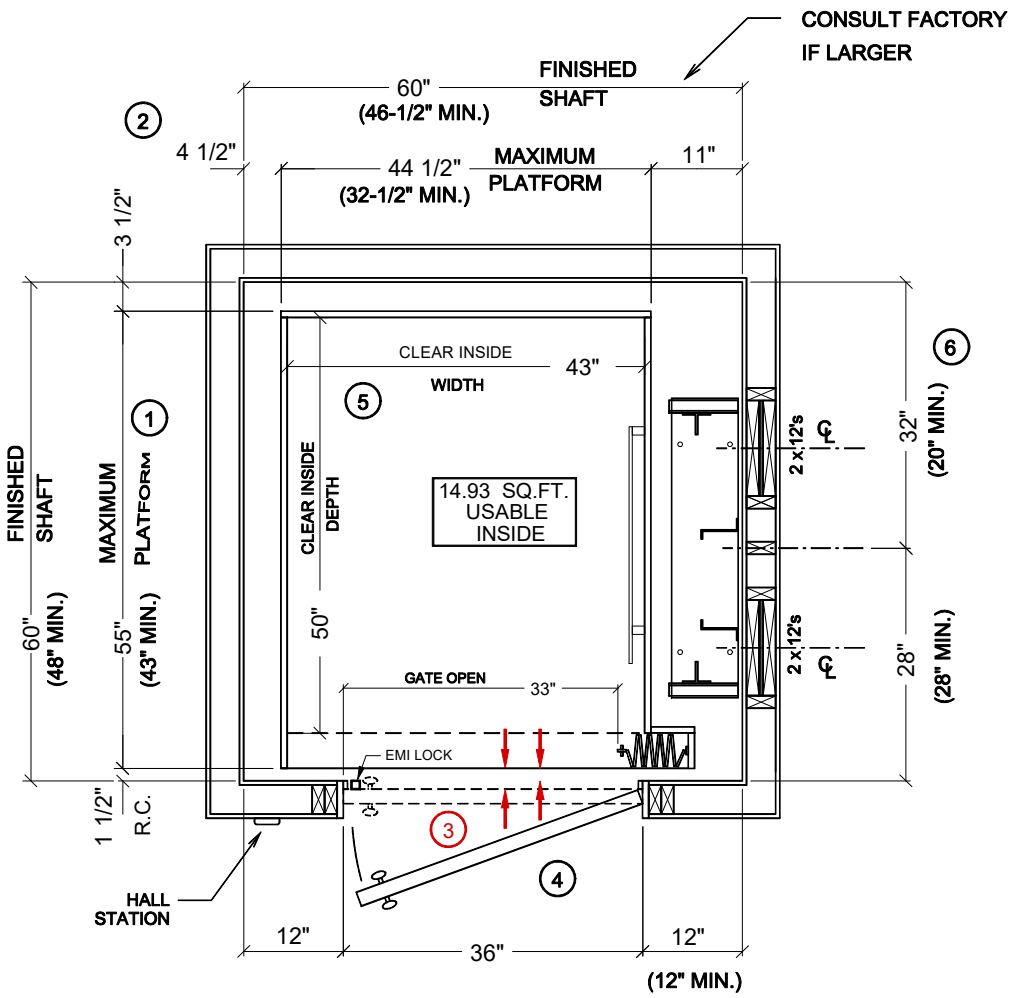

STANDARD HOISTWAY PLAN

NOTE: ALL DIMENSIONS ARE APPROXIMATE

OVERSIZE CAB OPTION ASSUMED

NOTES:

1. IF PLATFORM SIZE IS REDUCED, THEN THE BLOCKING IS TO BE POSITIONED SUCH THAT IT IS CENTERED ON THE PLATFORM. (PLATFORM DEPTH / 2) + 2" = CENTERLINE OF RAIL BLOCKING OFF OF INSIDE FRONT WALL. (MIN. 28" DIMENSION)
2. CAR TO WALL (CTW) DIMENSION IS 3-1/2" MIN.
3. HOISTWAY DOORS & FRAMES MUST BE INSTALLED TO COMPLY WITH THE AUTHORITY HAVING JURISDICTION REQUIREMENTS. THESE DIMENSIONS VARY. CONSULT YOUR RESIDENTIAL ELEVATORS SALES REPRESENTATIVE FOR DETAILS PRIOR TO CONSTRUCTION.
4. HOISTWAY DOORS TO BE SOLID CORE (BY OTHERS.)
5. CLEAR CAB DIMENSIONS BASED ON A 3/4" FLAT WALL CAB DESIGN.
6. MIN. CLEARANCE TO ALLOW FOR MOTOR/ BRAKE/ GEARBOX

All Traction Elevators require an access panel for emergency lowering. Access panel size and location must be discussed with your Residential Elevators Sales Representative prior to construction.

THE INFORMATION CONTAINED HEREIN IS SOLELY OWNED BY RESIDENTIAL ELEVATORS ANY REPRODUCTION IN PART OR AS A WHOLE WITHOUT WRITTEN PERMISSION FROM RESIDENTIAL ELEVATORS IS STRICTLY PROHIBITED.

RESIDENTIAL ELEVATORS
Elevating Your Standard of Living
ResidentialElevators.com
800.832.2004

HOR HP1 A 15

950#, RH RAIL, IN-LINE OPENING, ACCORDION GATE, 15 SQ. FT.

LUXURY LIFT TRACTION (LLT)

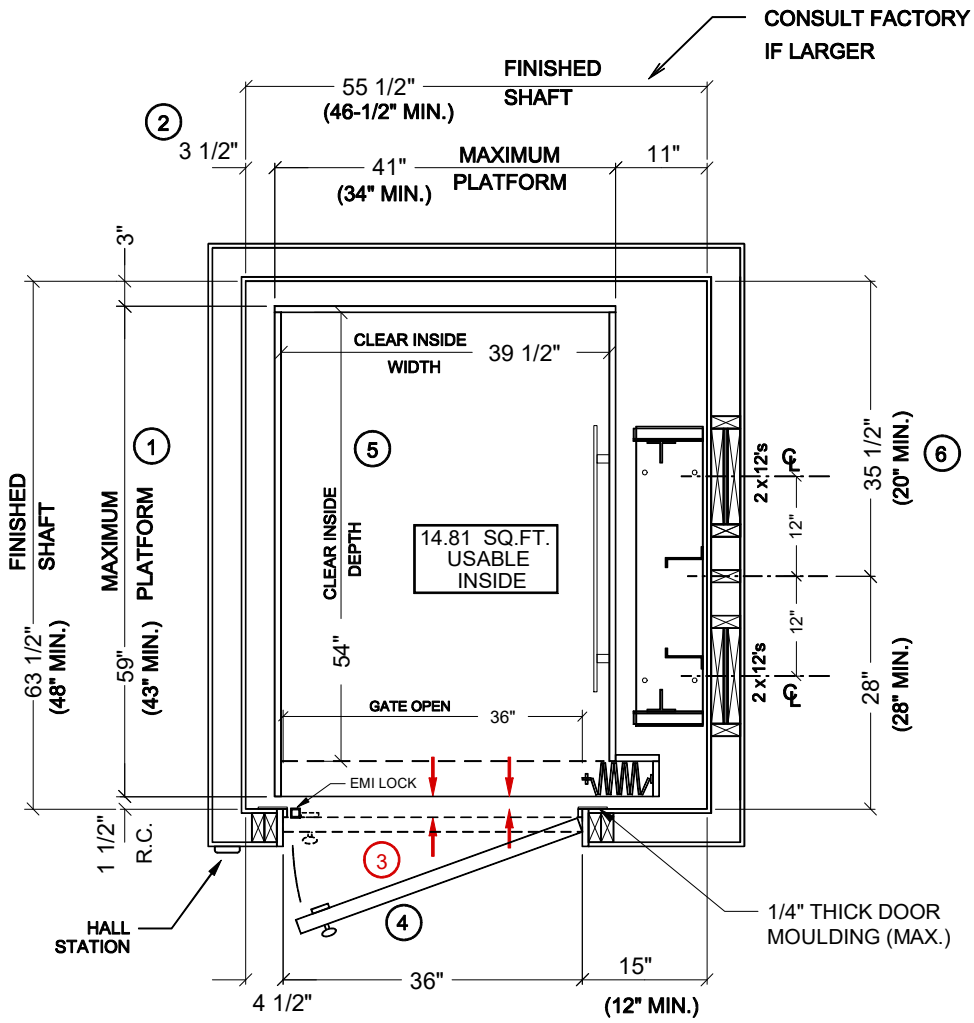

STANDARD HOISTWAY PLAN

NOTE: ALL DIMENSIONS ARE APPROXIMATE

NOTES:

1. IF PLATFORM SIZE IS REDUCED, THEN THE BLOCKING IS TO BE POSITIONED SUCH THAT IT IS CENTERED ON THE PLATFORM. (PLATFORM DEPTH / 2) + 2" = CENTERLINE OF RAIL BLOCKING OFF OF INSIDE FRONT WALL. (MIN. 28" DIMENSION)
2. CAR TO WALL (CTW) DIMENSION IS 3" MIN.
3. **HOISTWAY DOORS & FRAMES MUST BE INSTALLED TO COMPLY WITH THE AUTHORITY HAVING JURISDICTION REQUIREMENTS. THESE DIMENSIONS VARY. CONSULT YOUR RESIDENTIAL ELEVATORS SALES REPRESENTATIVE FOR DETAILS PRIOR TO CONSTRUCTION.**
4. HOISTWAY DOORS TO BE SOLID CORE (BY OTHERS.)
5. CLEAR CAB DIMENSIONS BASED ON A 3/4" FLAT WALL CAB DESIGN.
6. MIN. CLEARANCE TO ALLOW FOR MOTOR/ BRAKE/ GEARBOX

All Traction Elevators require an access panel for emergency lowering. Access panel size and location must be discussed with your Residential Elevators Sales Representative prior to construction.

THE INFORMATION CONTAINED HEREIN IS SOLELY OWNED BY RESIDENTIAL ELEVATORS ANY REPRODUCTION IN PART OR AS A WHOLE WITHOUT WRITTEN PERMISSION FROM RESIDENTIAL ELEVATORS IS STRICTLY PROHIBITED.

RESIDENTIAL ELEVATORS
Elevating Your Standard of Living
ResidentialElevators.com
800.832.2004

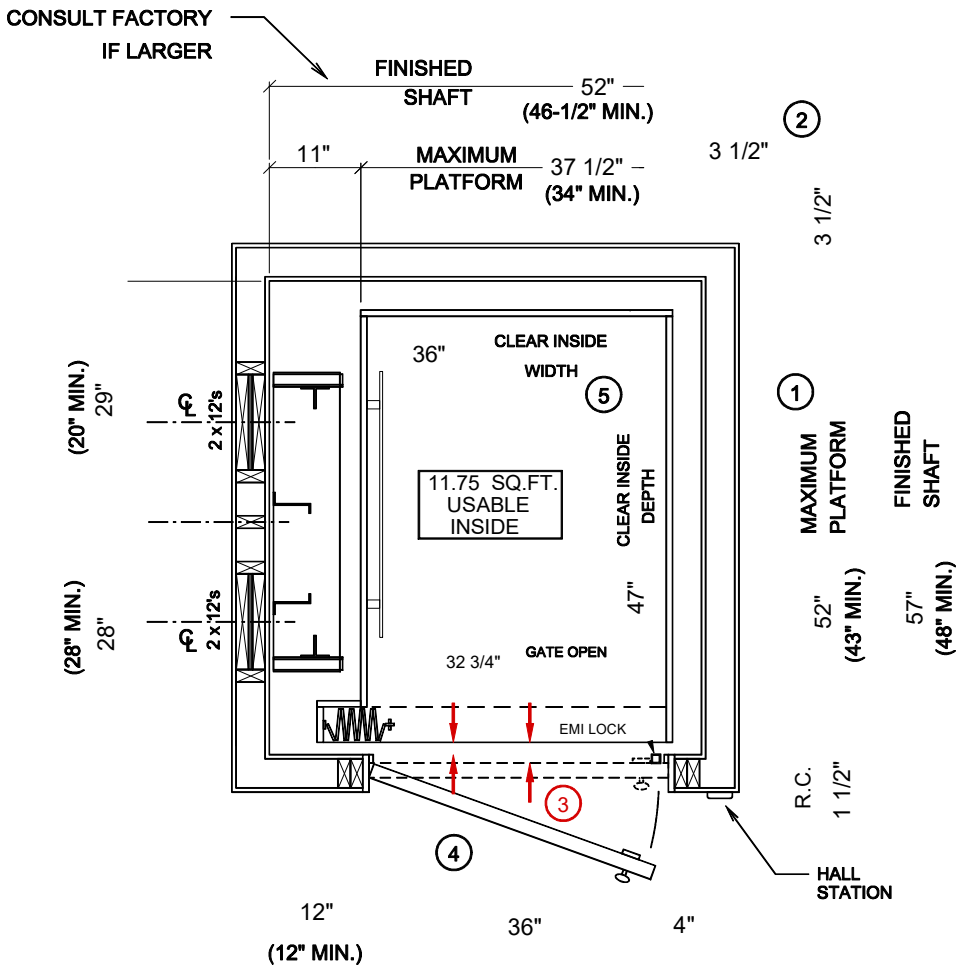

STANDARD HOISTWAY PLAN

NOTE: ALL DIMENSIONS ARE APPROXIMATE

NOTES:

1. IF PLATFORM SIZE IS REDUCED, THEN THE BLOCKING IS TO BE POSITIONED SUCH THAT IT IS CENTERED ON THE PLATFORM. (PLATFORM DEPTH / 2) + 2" = CENTERLINE OF RAIL BLOCKING OFF OF INSIDE FRONT WALL. (MIN. 28" DIMENSION)
2. CAR TO WALL (CTW) DIMENSION IS 3-1/2" MIN.
3. HOISTWAY DOORS & FRAMES MUST BE INSTALLED TO COMPLY WITH THE AUTHORITY HAVING JURISDICTION REQUIREMENTS. THESE DIMENSIONS VARY. CONSULT YOUR RESIDENTIAL ELEVATORS SALES REPRESENTATIVE FOR DETAILS PRIOR TO CONSTRUCTION.
4. HOISTWAY DOORS TO BE SOLID CORE (BY OTHERS.)
5. CLEAR CAB DIMENSIONS BASED ON A 3/4" FLAT WALL CAB DESIGN.
6. MIN. CLEARANCE TO ALLOW FOR MOTOR/ BRAKE/ GEARBOX

All Traction Elevators require an access panel for emergency lowering. Access panel size and location must be discussed with your Residential Elevators Sales Representative prior to construction.

THE INFORMATION CONTAINED HEREIN IS SOLELY OWNED BY RESIDENTIAL ELEVATORS ANY REPRODUCTION IN PART OR AS A WHOLE WITHOUT WRITTEN PERMISSION FROM RESIDENTIAL ELEVATORS IS STRICTLY PROHIBITED.

RESIDENTIAL ELEVATORS
Elevating Your Standard of Living
ResidentialElevators.com
800.832.2004

HOR HP2 A 15 - 60 x 60 950#, LH RAIL, IN-LINE OPENING, ACCORDION GATE, 15 SQ. FT. LUXURY LIFT TRACTION (LLT)

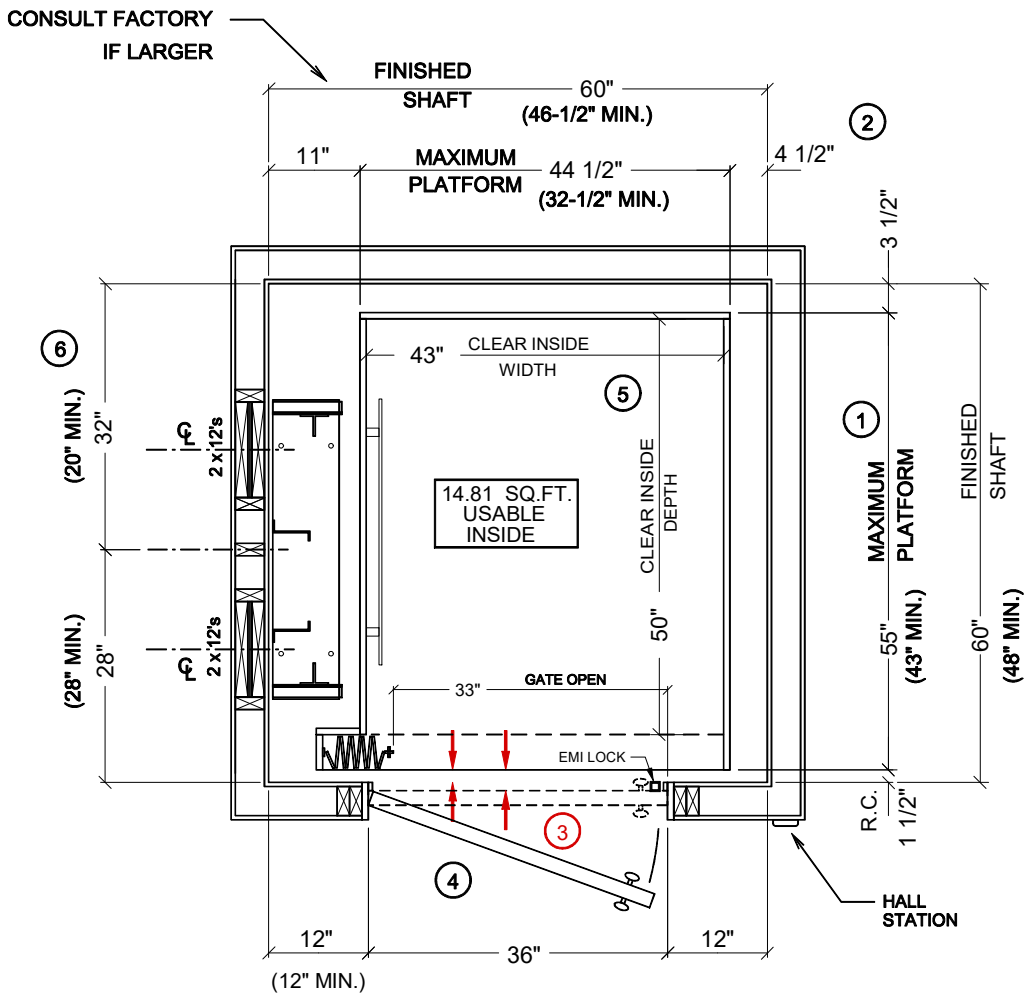

STANDARD HOISTWAY PLAN

NOTE: ALL DIMENSIONS ARE APPROXIMATE

OVERSIZE CAB OPTION ASSUMED

NOTES:

1. IF PLATFORM SIZE IS REDUCED, THEN THE BLOCKING IS TO BE POSITIONED SUCH THAT IT IS CENTERED ON THE PLATFORM. (PLATFORM DEPTH / 2) + 2" = CENTERLINE OF RAIL BLOCKING OFF OF INSIDE FRONT WALL. (MIN. 28" DIMENSION)
2. CAR TO WALL (CTW) DIMENSION IS 3-1/2" MIN.
3. **HOISTWAY DOORS & FRAMES MUST BE INSTALLED TO COMPLY WITH THE AUTHORITY HAVING JURISDICTION REQUIREMENTS. THESE DIMENSIONS VARY. CONSULT YOUR RESIDENTIAL ELEVATORS SALES REPRESENTATIVE FOR DETAILS PRIOR TO CONSTRUCTION.**
4. HOISTWAY DOORS TO BE SOLID CORE (BY OTHERS.)
5. CLEAR CAB DIMENSIONS BASED ON A 3/4" FLAT WALL CAB DESIGN.
6. MIN. CLEARANCE TO ALLOW FOR MOTOR/ BRAKE/ GEARBOX

All Traction Elevators require an access panel for emergency lowering. Access panel size and location must be discussed with your Residential Elevators Sales Representative prior to construction.

THE INFORMATION CONTAINED HEREIN IS SOLELY OWNED BY RESIDENTIAL ELEVATORS ANY REPRODUCTION IN PART OR AS A WHOLE WITHOUT WRITTEN PERMISSION FROM RESIDENTIAL ELEVATORS IS STRICTLY PROHIBITED.

RESIDENTIAL ELEVATORS
Elevating Your Standard of Living
ResidentialElevators.com
800.832.2004

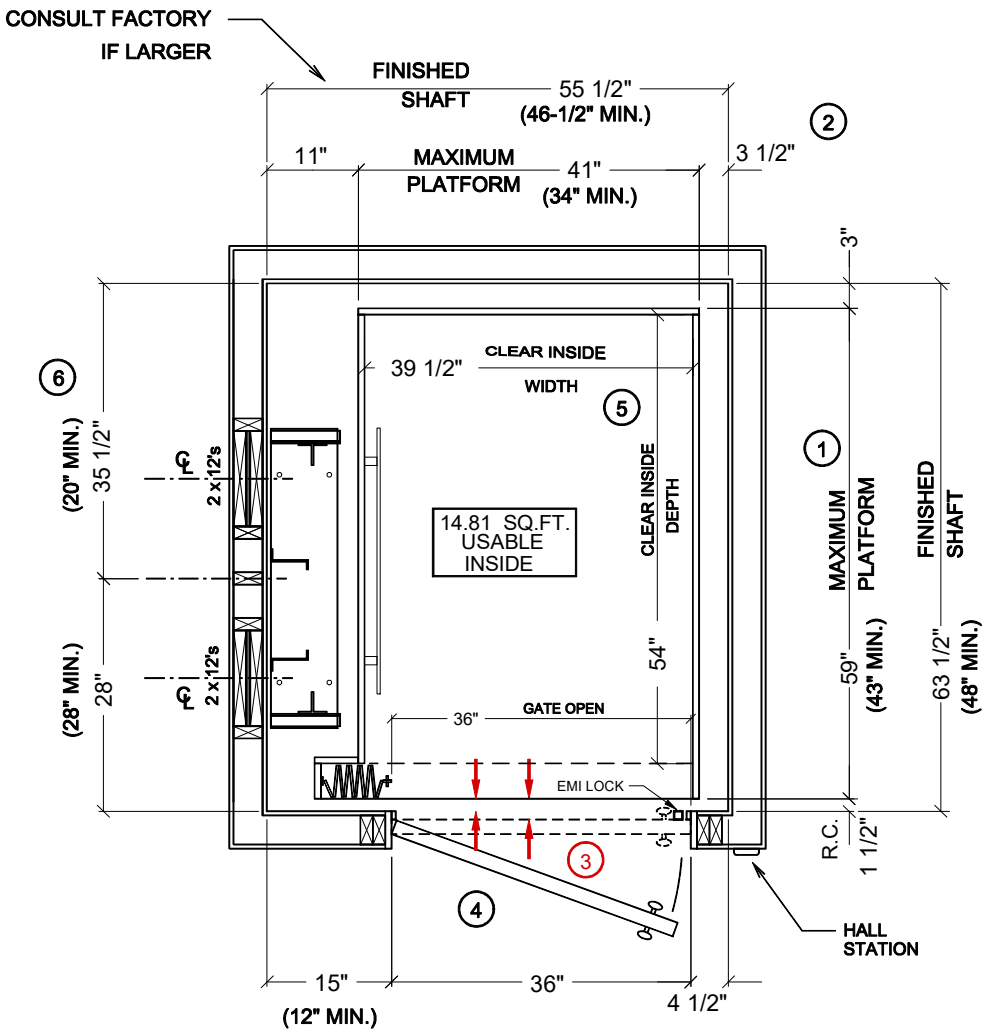

STANDARD HOISTWAY PLAN

NOTE: ALL DIMENSIONS ARE APPROXIMATE

NOTES:

1. IF PLATFORM SIZE IS REDUCED, THEN THE BLOCKING IS TO BE POSITIONED SUCH THAT IT IS CENTERED ON THE PLATFORM. (PLATFORM DEPTH / 2) + 2" = CENTERLINE OF RAIL BLOCKING OFF OF INSIDE FRONT WALL. (MIN. 28" DIMENSION)
2. CAR TO WALL (CTW) DIMENSION IS 3-1/2" MIN.
3. **HOISTWAY DOORS & FRAMES MUST BE INSTALLED TO COMPLY WITH THE AUTHORITY HAVING JURISDICTION REQUIREMENTS. THESE DIMENSIONS VARY. CONSULT YOUR RESIDENTIAL ELEVATORS SALES REPRESENTATIVE FOR DETAILS PRIOR TO CONSTRUCTION.**
4. HOISTWAY DOORS TO BE SOLID CORE (BY OTHERS.)
5. CLEAR CAB DIMENSIONS BASED ON A 3/4" FLAT WALL CAB DESIGN.
6. MIN. CLEARANCE TO ALLOW FOR MOTOR/ BRAKE/ GEARBOX

All Traction Elevators require an access panel for emergency lowering. Access panel size and location must be discussed with your Residential Elevators Sales Representative prior to construction.

THE INFORMATION CONTAINED HEREIN IS SOLELY OWNED BY RESIDENTIAL ELEVATORS ANY REPRODUCTION IN PART OR AS A WHOLE WITHOUT WRITTEN PERMISSION FROM RESIDENTIAL ELEVATORS IS STRICTLY PROHIBITED.

RESIDENTIAL ELEVATORS
Elevating Your Standard of Living
ResidentialElevators.com
800.832.2004

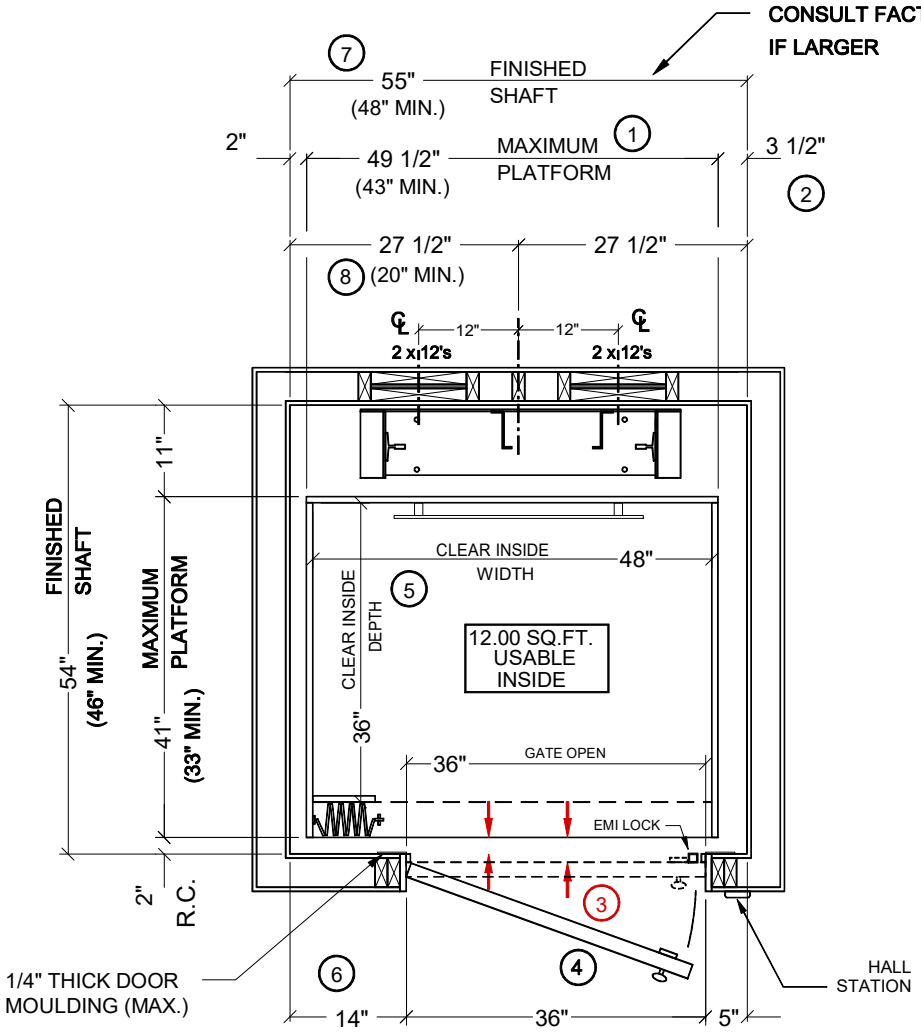

STANDARD HOISTWAY PLAN

NOTE: ALL DIMENSIONS ARE APPROXIMATE

NOTES:

1. IF PLATFORM SIZE IS REDUCED, THEN THE BLOCKING IS TO BE POSITIONED SUCH THAT IT IS CENTERED ON THE PLATFORM. (PLATFORM DEPTH / 2) + 2" = CENTERLINE OF RAIL BLOCKING OFF OF INSIDE FRONT WALL. (MIN. 28" DIMENSION)
2. CAR TO WALL (CTW) DIMENSION IS 3-1/2" MIN.
3. HOISTWAY DOORS & FRAMES MUST BE INSTALLED TO COMPLY WITH THE AUTHORITY HAVING JURISDICTION REQUIREMENTS. THESE DIMENSIONS VARY. CONSULT YOUR RESIDENTIAL ELEVATORS SALES REPRESENTATIVE FOR DETAILS PRIOR TO CONSTRUCTION.
4. HOISTWAY DOORS TO BE SOLID CORE (BY OTHERS.)
5. CLEAR CAB DIMENSIONS BASED ON A 3/4" FLAT WALL CAB DESIGN.
6. MINIMUM HINGE SIDE RETURN TO BE 8" TO ACCOMODATE GATE STACK.
7. MINIMUM HOISTWAY DIMENSION BASED ON 36" HOISTWAY LANDING DOOR
8. MIN. CLEARANCE TO ALLOW FOR MOTOR/ BRAKE/ GEARBOX

All Traction Elevators require an access panel for emergency lowering. Access panel size and location must be discussed with your Residential Elevators Sales Representative prior to construction.

THE INFORMATION CONTAINED HEREIN IS SOLELY OWNED BY RESIDENTIAL ELEVATORS ANY REPRODUCTION IN PART OR AS A WHOLE WITHOUT WRITTEN PERMISSION FROM RESIDENTIAL ELEVATORS IS STRICTLY PROHIBITED.

RESIDENTIAL ELEVATORS
Elevating Your Standard of Living

HOR HP3 A 15 - 60 x 60 950#, REAR RAIL, IN-LINE OPENING, ACCORDION GATE, 15 SQ. FT. LUXURY LIFT LLT TRACTION

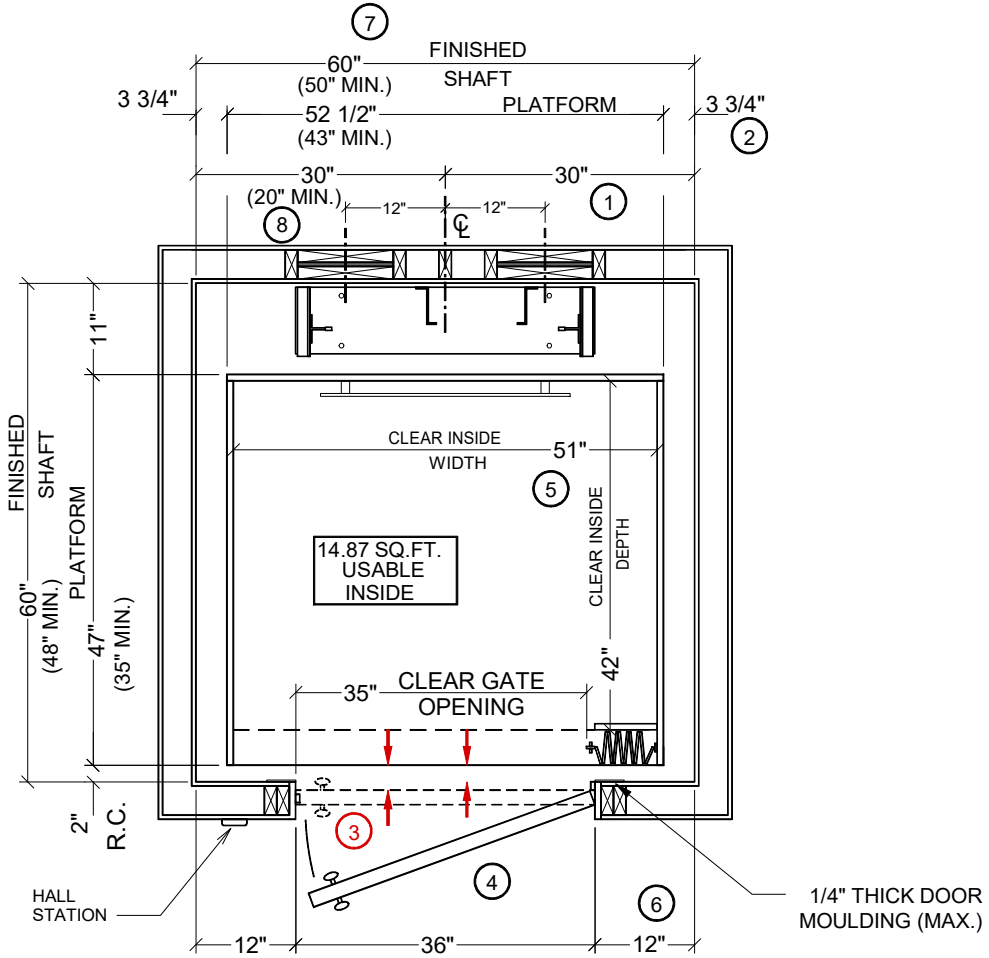

STANDARD HOISTWAY PLAN

NOTE: ALL DIMENSIONS ARE APPROXIMATE

OVERSIZE CAB OPTION ASSUMED

NOTES:

1. **IF PLATFORM SIZE IS REDUCED, THEN THE BLOCKING IS TO BE POSITIONED SUCH THAT IT IS CENTERED ON THE PLATFORM. (PLATFORM DEPTH / 2) + 2" = CENTERLINE OF RAIL BLOCKING OFF OF INSIDE FRONT WALL. (MIN. 28" DIMENSION)**
2. **CAR TO WALL (CTW) DIMENSION IS 3" MIN.**
3. **HOISTWAY DOORS & FRAMES MUST BE INSTALLED TO COMPLY WITH THE AUTHORITY HAVING JURISDICTION REQUIREMENTS. THESE DIMENSIONS VARY. CONSULT YOUR RESIDENTIAL ELEVATORS SALES REPRESENTATIVE FOR DETAILS PRIOR TO CONSTRUCTION.**
4. **HOISTWAY DOORS TO BE SOLID CORE (BY OTHERS.)**
5. **CLEAR CAB DIMENSIONS BASED ON A 3/4" FLAT WALL CAB DESIGN.**
6. MINIMUM HINGE SIDE RETURN TO BE 8" TO ACCOMODATE GATE STACK.
7. MINIMUM HOISTWAY DIMENSION BASED ON 36" HOISTWAY LANDING DOOR
8. MIN. CLEARANCE TO ALLOW FOR MOTOR/ BRAKE/ GEARBOX

All Traction Elevators require an access panel for emergency lowering. Access panel size and location must be discussed with your Residential Elevators Sales Representative prior to construction.

THE INFORMATION CONTAINED HEREIN IS SOLELY OWNED BY RESIDENTIAL ELEVATORS ANY REPRODUCTION IN PART OR AS A WHOLE WITHOUT WRITTEN PERMISSION FROM RESIDENTIAL ELEVATORS IS STRICTLY PROHIBITED.

RESIDENTIAL ELEVATORS
Elevating Your Standard of Living

HOR HP3 A 15 — 950#, REAR RAIL, IN-LINE OPENING, ACCORDION GATE, 15 SQ. FT. — LUXURY LIFT LLT TRACTION

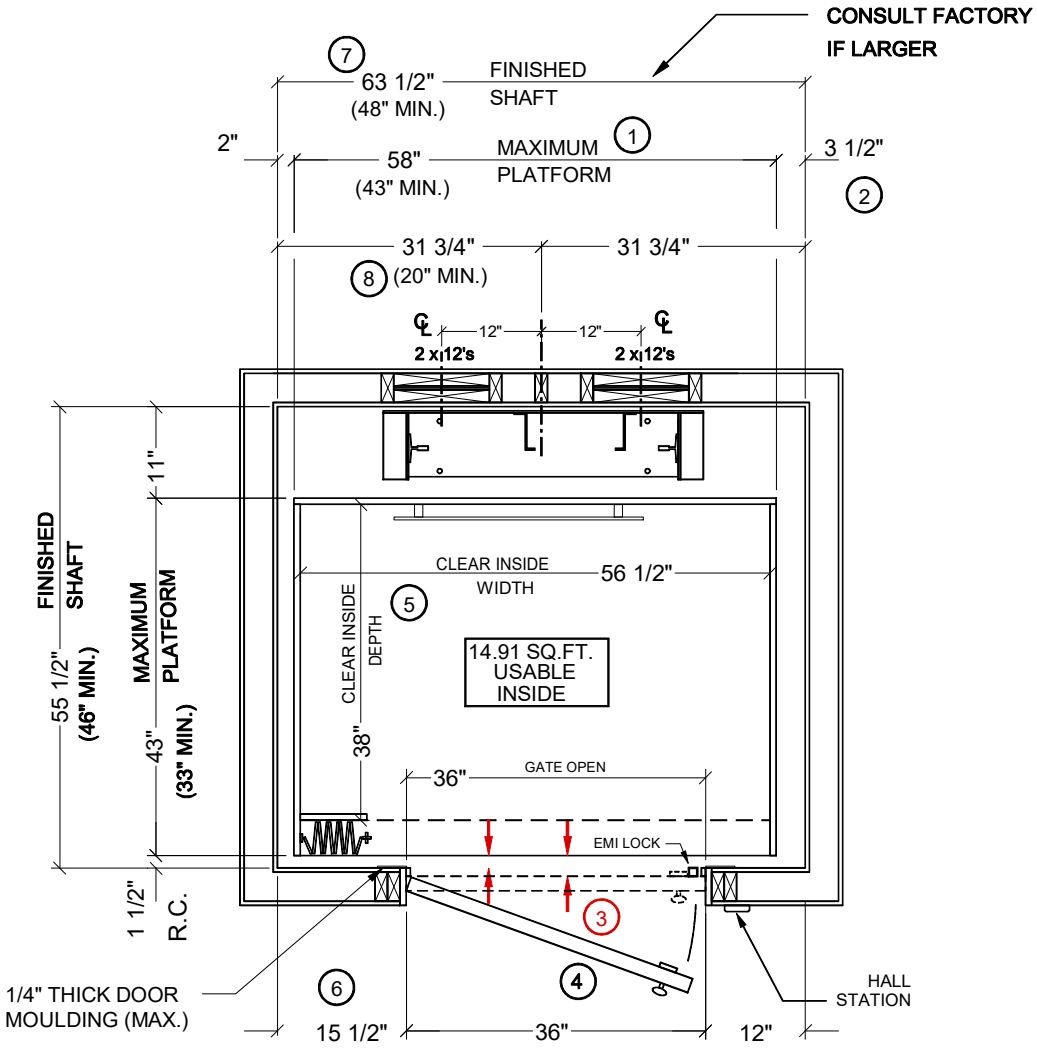

STANDARD HOISTWAY PLAN

NOTE: ALL DIMENSIONS ARE APPROXIMATE

NOTES:

1. IF PLATFORM SIZE IS REDUCED, THEN THE BLOCKING IS TO BE POSITIONED SUCH THAT IT IS CENTERED ON THE PLATFORM. (PLATFORM DEPTH / 2) + 2" = CENTERLINE OF RAIL BLOCKING OFF OF INSIDE FRONT WALL. (MIN. 28" DIMENSION)
2. CAR TO WALL (CTW) DIMENSION IS 3-1/2" MIN.
3. HOISTWAY DOORS & FRAMES MUST BE INSTALLED TO COMPLY WITH THE AUTHORITY HAVING JURISDICTION REQUIREMENTS. THESE DIMENSIONS VARY. CONSULT YOUR RESIDENTIAL ELEVATORS SALES REPRESENTATIVE FOR DETAILS PRIOR TO CONSTRUCTION.
4. HOISTWAY DOORS TO BE SOLID CORE (BY OTHERS.)
5. CLEAR CAB DIMENSIONS BASED ON A 3/4" FLAT WALL CAB DESIGN.
6. MINIMUM HINGE SIDE RETURN TO BE 8" TO ACCOMODATE GATE STACK.
7. MINIMUM HOISTWAY DIMENSION BASED ON 36" HOISTWAY LANDING DOOR
8. MIN. CLEARANCE TO ALLOW FOR MOTOR/ BRAKE/ GEARBOX

All Traction Elevators require an access panel for emergency lowering. Access panel size and location must be discussed with your Residential Elevators Sales Representative prior to construction.

THE INFORMATION CONTAINED HEREIN IS SOLELY OWNED BY RESIDENTIAL ELEVATORS ANY REPRODUCTION IN PART OR AS A WHOLE WITHOUT WRITTEN PERMISSION FROM RESIDENTIAL ELEVATORS IS STRICTLY PROHIBITED.

RESIDENTIAL ELEVATORS
Elevating Your Standard of Living

HOR HP4 A 12

950#, RH RAIL, FRONT/REAR OPENING, ACCORDION GATE, 12 SQ. FT.

LUXURY LIFT LLT TRACTION

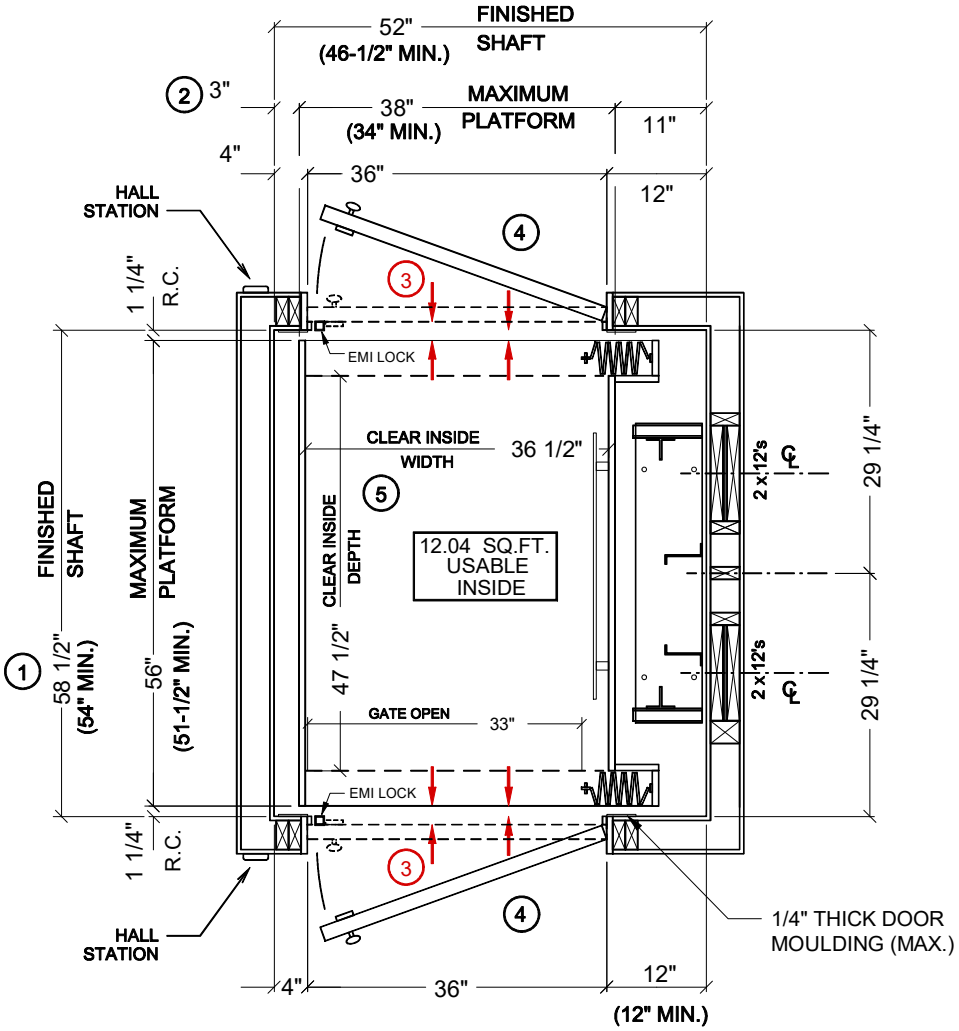

STANDARD HOISTWAY PLAN

NOTE: ALL DIMENSIONS ARE APPROXIMATE

NOTES:

1. MINIMUM HOISTWAY DEPTH TO BE 54-1/2"
2. CAR TO WALL (CTW) DIMENSION IS 3" MIN.
3. HOISTWAY DOORS & FRAMES MUST BE INSTALLED TO COMPLY WITH THE AUTHORITY HAVING JURISDICTION REQUIREMENTS. THESE DIMENSIONS VARY. CONSULT YOUR RESIDENTIAL ELEVATORS SALES REPRESENTATIVE FOR DETAILS PRIOR TO CONSTRUCTION.
4. HOISTWAY DOORS TO BE SOLID CORE (BY OTHERS.)
5. CLEAR CAB DIMENSIONS BASED ON A 3/4" FLAT WALL CAB DESIGN.

All Traction Elevators require an access panel for emergency lowering. Access panel size and location must be discussed with your Residential Elevators Sales Representative prior to construction.

THE INFORMATION CONTAINED HEREIN IS SOLELY OWNED BY RESIDENTIAL ELEVATORS ANY REPRODUCTION IN PART OR AS A WHOLE WITHOUT WRITTEN PERMISSION FROM RESIDENTIAL ELEVATORS IS STRICTLY PROHIBITED.

RESIDENTIAL ELEVATORS

Elevating Your Standard of Living

HOR HP4 A 15

950#, RH RAIL, FRONT/REAR OPENING, ACCORDION GATE, 15 SQ. FT.

LUXURY LIFT LLT TRACTION

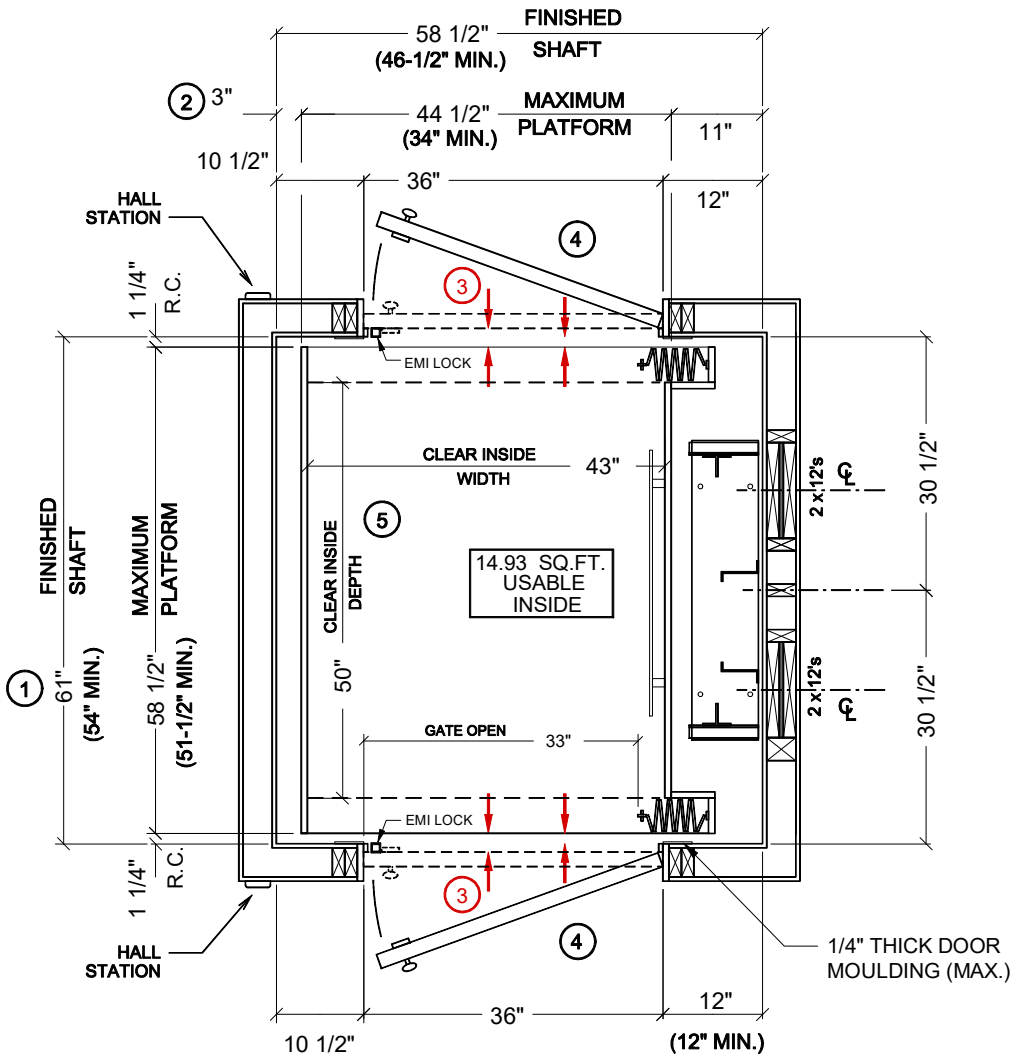

STANDARD HOISTWAY PLAN

NOTE: ALL DIMENSIONS ARE APPROXIMATE

NOTES:

1. MINIMUM HOISTWAY DEPTH TO BE 54-1/2"
2. CAR TO WALL (CTW) DIMENSION IS 3" MIN.
3. **HOISTWAY DOORS & FRAMES MUST BE INSTALLED TO COMPLY WITH THE AUTHORITY HAVING JURISDICTION REQUIREMENTS. THESE DIMENSIONS VARY. CONSULT YOUR RESIDENTIAL ELEVATORS SALES REPRESENTATIVE FOR DETAILS PRIOR TO CONSTRUCTION.**
4. HOISTWAY DOORS TO BE SOLID CORE (BY OTHERS.)
5. CLEAR CAB DIMENSIONS BASED ON A 3/4" FLAT WALL CAB DESIGN.

All Traction Elevators require an access panel for emergency lowering. Access panel size and location must be discussed with your Residential Elevators Sales Representative prior to construction.

THE INFORMATION CONTAINED HEREIN IS SOLELY OWNED BY RESIDENTIAL ELEVATORS ANY REPRODUCTION IN PART OR AS A WHOLE WITHOUT WRITTEN PERMISSION FROM RESIDENTIAL ELEVATORS IS STRICTLY PROHIBITED.

RESIDENTIAL ELEVATORS

Elevating Your Standard of Living

HOR HP5 A 15 — 950#, LH RAIL, ADJACENT OPENING, ACCORDION GATE, 15 SQ. FT. — LUXURY LIFT LLT TRACTION

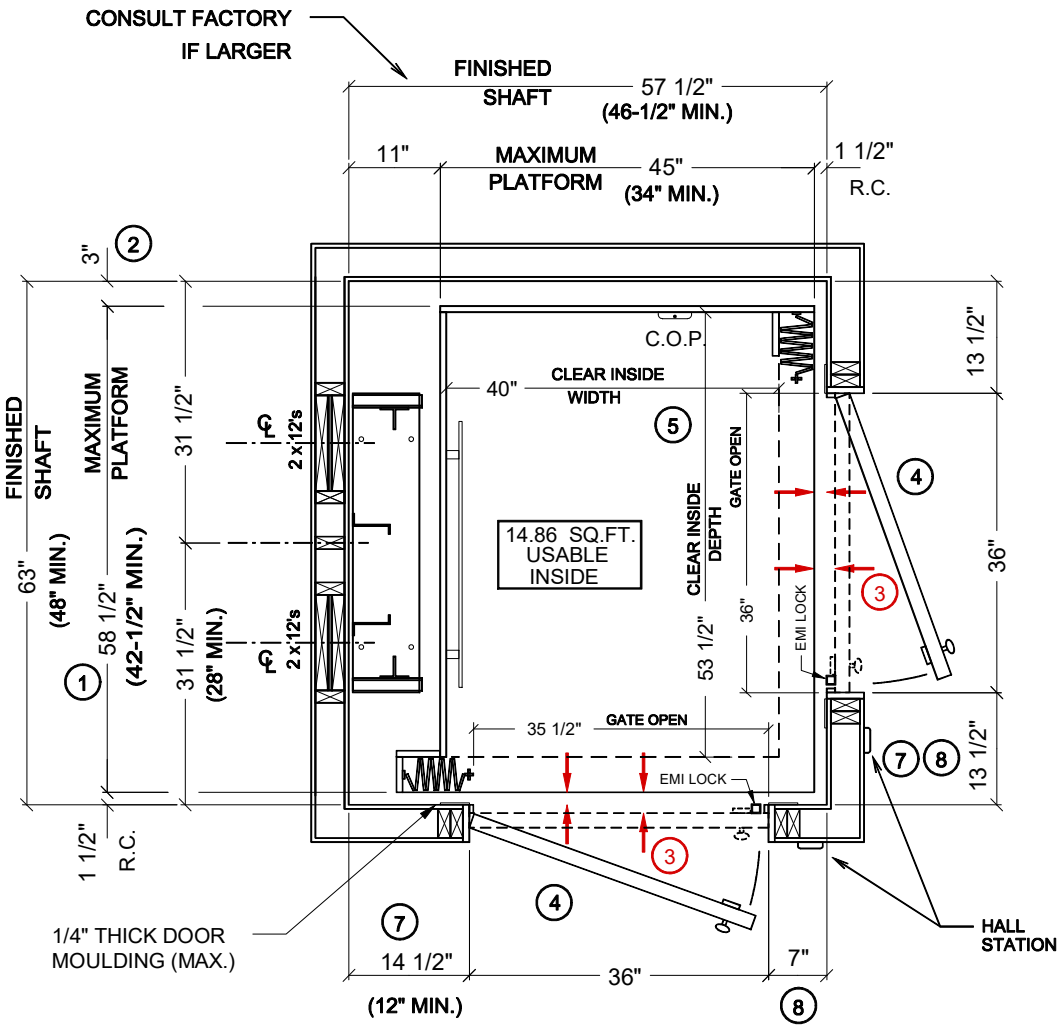

STANDARD HOISTWAY PLAN

NOTE: ALL DIMENSIONS ARE APPROXIMATE

NOTES:

1. IF PLATFORM SIZE IS REDUCED, THEN THE BLOCKING IS TO BE POSITIONED SUCH THAT IT IS CENTERED ON THE PLATFORM. (PLATFORM DEPTH / 2) + 2" = CENTERLINE OF RAIL BLOCKING OFF OF INSIDE FRONT WALL. (MIN. 28" DIMENSION)
2. CAR TO WALL (CTW) DIMENSION IS 3" MIN.
3. HOISTWAY DOORS & FRAMES MUST BE INSTALLED TO COMPLY WITH THE AUTHORITY HAVING JURISDICTION REQUIREMENTS. THESE DIMENSIONS VARY. CONSULT YOUR RESIDENTIAL ELEVATORS SALES REPRESENTATIVE FOR DETAILS PRIOR TO CONSTRUCTION.
4. HOISTWAY DOORS TO BE SOLID CORE (BY OTHERS.)
5. CLEAR CAB DIMENSIONS BASED ON A 3/4" FLAT WALL CAB DESIGN.
6. MINIMUM, NON-ADJACENT CORNER RETURN TO BE 9-1/2" FOR GATE STACK.
7. MINIMUM ADJACENT CORNER RETURN TO BE 12" OR GREATER FOR GATE STACK.
8. WHEN USING POWER GATE OPERATORS, ONE OF THESE TWO RETURNS MUST BE 9" OR GREATER.

All Traction Elevators require an access panel for emergency lowering. Access panel size and location must be discussed with your Residential Elevators Sales Representative prior to construction.

THE INFORMATION CONTAINED HEREIN IS SOLELY OWNED BY RESIDENTIAL ELEVATORS ANY REPRODUCTION IN PART OR AS A WHOLE WITHOUT WRITTEN PERMISSION FROM RESIDENTIAL ELEVATORS IS STRICTLY PROHIBITED.

RESIDENTIAL ELEVATORS
Elevating Your Standard of Living

HOR HP6 A 15

950#, RH RAIL, ADJACENT OPENING, ACCORDION GATE, 15 SQ. FT.

LUXURY LIFT LLT TRACTION

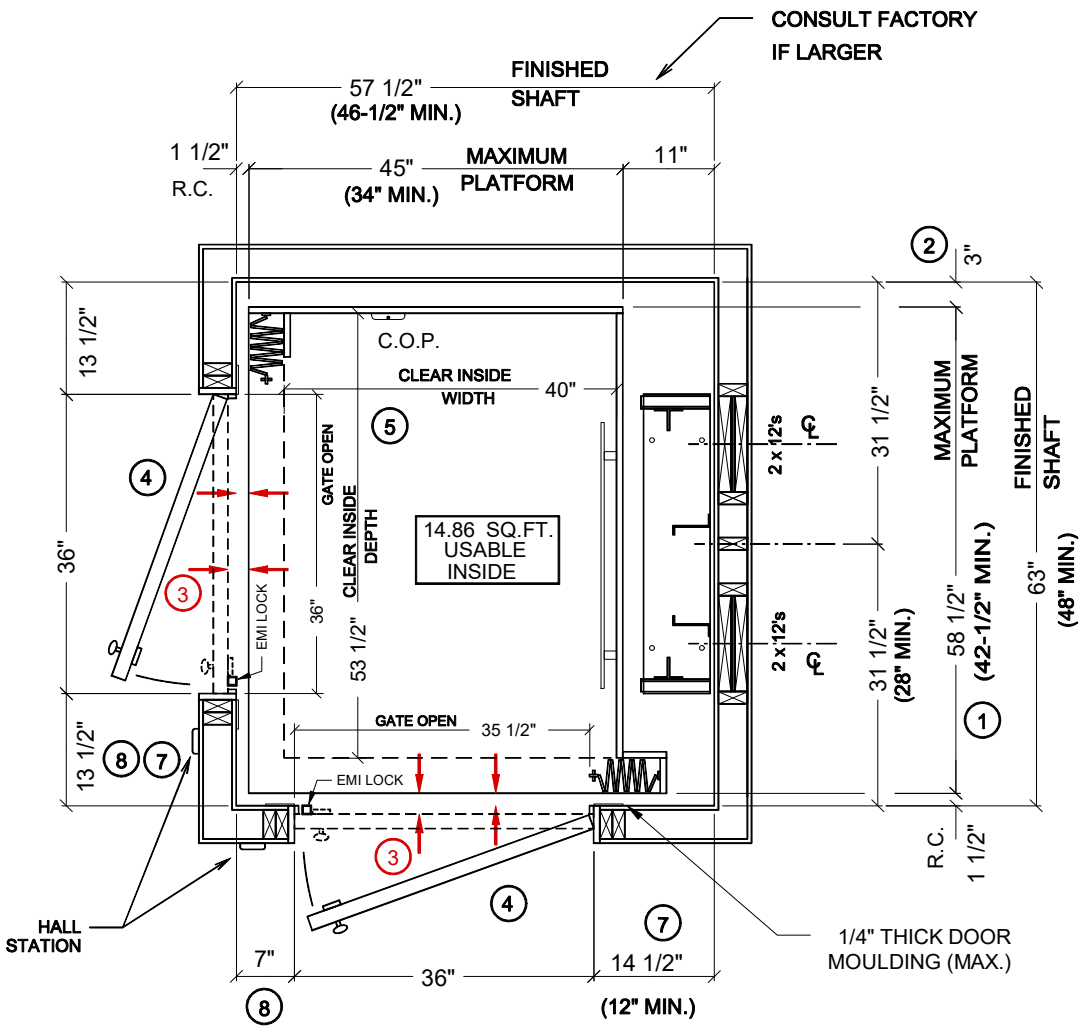

STANDARD HOISTWAY PLAN

NOTE: ALL DIMENSIONS ARE APPROXIMATE

NOTES:

1. IF PLATFORM SIZE IS REDUCED, THEN THE BLOCKING IS TO BE POSITIONED SUCH THAT IT IS CENTERED ON THE PLATFORM. (PLATFORM DEPTH / 2) + 2" = CENTERLINE OF RAIL BLOCKING OFF OF INSIDE FRONT WALL. (MIN. 28" DIMENSION)
2. CAR TO WALL (CTW) DIMENSION IS 3" MIN.
3. HOISTWAY DOORS & FRAMES MUST BE INSTALLED TO COMPLY WITH THE AUTHORITY HAVING JURISDICTION REQUIREMENTS. THESE DIMENSIONS VARY. CONSULT YOUR RESIDENTIAL ELEVATORS SALES REPRESENTATIVE FOR DETAILS PRIOR TO CONSTRUCTION.
4. HOISTWAY DOORS TO BE SOLID CORE (BY OTHERS.)
5. CLEAR CAB DIMENSIONS BASED ON A 3/4" FLAT WALL CAB DESIGN.
6. MINIMUM, NON-ADJACENT CORNER RETURN TO BE 9-1/2" FOR GATE STACK.
7. MINIMUM ADJACENT CORNER RETURN TO BE 12" OR GREATER FOR GATE STACK.
8. WHEN USING POWER GATE OPERATORS, ONE OF THESE TWO RETURNS MUST BE 9" OR GREATER.

All Traction Elevators require an access panel for emergency lowering. Access panel size and location must be discussed with your Residential Elevators Sales Representative prior to construction.

THE INFORMATION CONTAINED HEREIN IS SOLELY OWNED BY RESIDENTIAL ELEVATORS ANY REPRODUCTION IN PART OR AS A WHOLE WITHOUT WRITTEN PERMISSION FROM RESIDENTIAL ELEVATORS IS STRICTLY PROHIBITED.

RESIDENTIAL ELEVATORS

Elevating Your Standard of Living

HOR HP7 A 15

950#, LH RAIL, THREE OPENING, ACCORDION GATE, 15 SQ. FT.

LUXURY LIFT LLT TRACTION

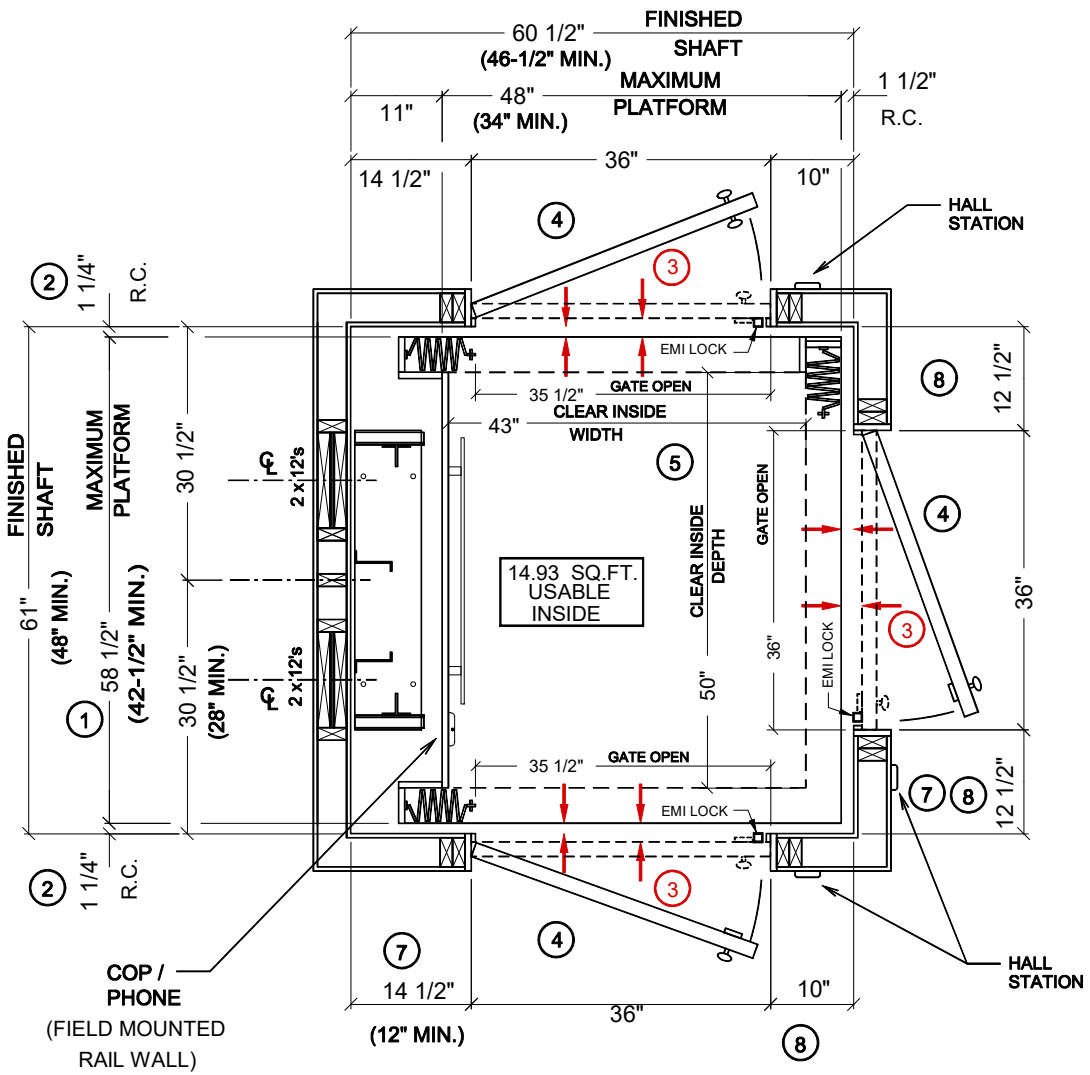

STANDARD HOISTWAY PLAN

NOTE: ALL DIMENSIONS ARE APPROXIMATE

NOTES:

1. IF PLATFORM SIZE IS REDUCED, THEN THE BLOCKING IS TO BE POSITIONED SUCH THAT IT IS CENTERED ON THE PLATFORM. (PLATFORM DEPTH / 2) + 2" = CENTERLINE OF RAIL BLOCKING OFF OF INSIDE FRONT WALL. (MIN. 28" DIMENSION)
2. CAR TO WALL (CTW) DIMENSION IS 1-1/4" MIN.
3. HOISTWAY DOORS & FRAMES MUST BE INSTALLED TO COMPLY WITH THE AUTHORITY HAVING JURISDICTION REQUIREMENTS. THESE DIMENSIONS VARY. CONSULT YOUR RESIDENTIAL ELEVATORS SALES REPRESENTATIVE FOR DETAILS PRIOR TO CONSTRUCTION.
4. HOISTWAY DOORS TO BE SOLID CORE (BY OTHERS.)
5. CLEAR CAB DIMENSIONS BASED ON A 3/4" FLAT WALL CAB DESIGN.
6. MINIMUM, NON-ADJACENT CORNER RETURN TO BE 9-1/2" FOR GATE STACK.
7. MINIMUM ADJACENT CORNER RETURN TO BE 12" OR GREATER FOR GATE STACK.
8. WHEN USING POWER GATE OPERATORS, ONE OF THESE TWO RETURNS MUST BE 9" OR GREATER.

All Traction Elevators require an access panel for emergency lowering. Access panel size and location must be discussed with your Residential Elevators Sales Representative prior to construction.

THE INFORMATION CONTAINED HEREIN IS SOLELY OWNED BY RESIDENTIAL ELEVATORS ANY REPRODUCTION IN PART OR AS A WHOLE WITHOUT WRITTEN PERMISSION FROM RESIDENTIAL ELEVATORS IS STRICTLY PROHIBITED.

RESIDENTIAL ELEVATORS

Elevating Your Standard of Living